

IMPACT OF DYE EFFLUENT ON SEED GERMINATION, SEEDLING GROWTH AND CHLOROPHYLL CONTENT OF SOYBEAN

Fiona Paulson.T¹

¹Assistant Professor, Department of Costume Designing and Fashion, Nehru Arts and Science College, Coimbatore¹

ABSTRACT

Textile dyeing industry is one of the largest and major most water consuming and high polluting industries in India. Untreated industrial wastage discharged into the ecosystem causes serious problem to the underworld and also the living organisms, plants and human being. Higher concentration will affect the soil and cause heavy damage to crop growth. In the present study over dyeing effluence on seed germination and seedling growth of soybean (*Glycine max*)

Keywords: Dye Industrial Effluent, Physio-chemical analysis, Soybean seeds, Germination percentage, Seedling growth, Chlorophyll a and b

INTRODUCTION

The unplanned rapid industrial growth is the main cause for our environmental pollution. Every industry is associated with emission and causes pollutants. Textile industries are large industrial consumers of water and also producers for waste water with the increased demand in textile production. The most potential and hazardous source of water and soil pollution are produced from industrial effluents.

One major group of contamination is produced from in effluent is dyes from dyeing and printing industries. The waste water from textile dyeing industries is a complex mixture of many chemical polluting substances from organo-chloride based heavy waste metals associated with dye and dyeing process (Correia et al. 1994). These contain heavy metals poisonous compounds and nutrients which affect plant and soil in number of ways. These toxic chemicals presents in effluent caused reduction in cell activities, retardation of growth, various deficiencies and diseases when accumulated in cells of living being (Patel et al. 2008 and Naik et al. 2009). Industrial effluents are constantly adding up toxic substances into the ground water reservoir at a very high rate especially in industrial zones (Babiker et al. 2004). The industrial pollutants caused the alteration in Physico-chemical and biological properties of the environment. Dye waste water has also been found toxic to several crop plants (Parameswari M. 2014). The presence of heavy metals and toxic

chemicals will show detrimental effects on the development of plants, germination process and growth of seedlings (Singh et al. 2004 and Nath et al. 2007). Effluent in higher concentration affect the soil and causes heavy damage to the crop growth conditions. The use of such waste water in irrigation system definitely provides some nutrients to enhance the fertility of soil but it also deposits toxicants that change soil properties in the long run. The low amount of O₂ in dissolved form due to the presence of high concentration of solid in the effluent reduces the energy supply through anaerobic respiration resulting in restriction of growth of seedlings (Sazena et al. 1986). The improper and indiscriminate disposal of textile effluents in natural waters and land in posing serious problems (Kaushik et al. 2004). The exposure of lower concentration of effluent to the seedling shows growth promotion, over all development of the seedling and chlorophyll content. Reduction in seed germination percentage at higher concentration of effluent may be due to the higher amounts of solids presents in the effluent, which causes changes in osmotic relationship of the seed and water (Prabhakar et al. 2006). In the present study an attempt was made to analyze the impact of dyeing effluent, collected from dyeing and printing industries at Kaithoon region, Kota, on some growth parameters of soybean (*Glycine max* L.)

MATERIAL AND METHODS

Experimental Plant:

Soyabean

BOTANICAL NAME	Glycine max
FAMILY	Leguminosae

Soybean is a leguminous vegetable that grows in tropical, subtropical and temperate climates. It consists of, more than 36% protein, 30% carbohydrates, and good amounts of dietary fiber, vitamins, and minerals. Soybean produces significantly more protein in per acre than the other crops that are cultivated. The height of the plant varies from less than 0.2 to 2.0 m (0.66 to 6.56 ft). Soybean contains a type of bacteria called “Rhizobia”. These bacteria have special ability to fix the nitrogen from atmosphere.

Collection of Effluent sample

The needed samples were collected from small dyeing and printing units from different regions of south India. They were then sterilized with the help of wide mouth plastic bottles and

were stored in 40° C temperature to avoid any changes in their characteristic. To evaluate the effects of dyeing effluent on Glycine max, solution of different concentrations.

Treatment Level

C- Control (100% Distilled water)

T1- Effluent: Distilled water (20% + 80%)

T2- Effluent: Distilled water (40% + 60%)

T3- Effluent: Distilled water (60% + 40%)

T4- Effluent: Distilled water (80% + 20%)

T5- Effluent (100%)

Germination test

Seeds were sterilized with 0.1% w/v mercuric chloride (Hgcl₂) solution for 5 minutes to remove microbes and then washed three times with sterile distilled water. 20 seeds of Glycine max, were placed in sterilized glass. These filter discs were then moistened with 5 ml of distilled water and with concentrations of the textile effluent (20%, 40%, 60%, 80%, 100%). The dishes were kept at room temperature. 5 ml of the respective dilutions were sprayed of the seed for 6 days. Germination was recorded daily. All the levels were carried out in triplicate. On the 7th day, germination, percentage was calculated and noted.

Germination percentage

The formula given by Rehman• et al.(1998) was used to estimate germination percentage. Root and Shoot length- Length of root and shoot of • seedlings were calculated by using the standard centimeter scale.

Vigour index- The formula suggested by Abdul-Baki and• Anderson (1973) was used to calculate vigour index.

Vigour index = germination percentage X (root length* + shoot length*) (* indicate that length of root and shoot in cm.)

Fresh and Dry Weight of seeds – Ten seeds of each• treatment were weighted in order to determine the fresh weight and then dried in oven at 800 C for 24 hrs. to obtain dry weight. Fresh weight and Dry weight were recorded in mg.

Chlorophyll estimation- The estimation of chlorophyll• content was done according to Arnon's method (1949). Where A₆₆₃= Absorbance at wavelength 663 nm A₆₄₅= Absorbance at

wavelength 645 nm V= Volume of the extract in ml A = Length of light path in the cuvette (1cm)
W= Fresh weight of the samples in gm.

RESULTS AND DISCUSSION

Germination percentage in untreated seedling (control) of Glycine max was 93% while the germination percentage of seedlings treated with 20% dilution was 96% in comparison to control. At high concentration of treatment levels 40%, 60%, 80% and 100% the germination percentage were decreased 70%, 56%, 40% and 33% respectively. The maximum decrease was found at 100% (33%) effluent concentration.

Vigour index in untreated seedling (control) of Glycine max L. was 1590.3 while the vigour index of seedlings treated with 20% dilution was increased 1680 in comparison to control. At high concentration of treatment levels 40%, 60%, 80% and 100% the vigour index were decreased 1204, 856.8, 436 and 234.3 respectively. The maximum reduction was found 85.26% at 100% effluent concentration.

Root length in untreated seedling (control) of Glycine max L. was 4.5cm while the root length of seedlings treated with 20% and 40% dilution were increased 4.7 and 4.6 cm in comparison to control. At high concentration of treatment levels 60%, 80% and 100% the root length were decreased 3.4, 2.1 and 1.9 cm respectively. The maximum reduction was found 57.7% at 100% effluent concentration. Shoot length in untreated seedling (control) of Glycine max L. was 12.6 cm while the root length of seedlings treated with 20% and 40% dilution were increased 12.8 cm and no change at 40% in comparison to control. At high concentration of treatment levels 60%, 80% and 100% the shoot length were decreased 3.4, 2.1 and 1.9 cm respectively.

The maximum reduction was found 57.7% at 100% effluent concentration. Fresh weight in untreated seedling (control) of Glycine max was 3.10 gm while the fresh weight of seedlings treated with 20% and 40% dilution were increased 3.26 and 3.15 gm in comparison to control. At high concentration of treatment levels 60%, 80% and 100% the fresh weight were decreased 2.98, 2.42 and 2.10 gm respectively. The maximum reduction was found 32.25% at 100% effluent concentration. Dry weight in untreated seedling (control) of Glycine max L. was 1.90 gm while the dry weight of seedlings treated with 20% and 40% dilution were increased 1.98 and 1.93 gm in comparison to control. At high concentration of treatment levels 60%, 80% and 100% the dry weight were decreased 1.51, 1.26 and 1.09 gm respectively. The maximum reduction was found 42.63% at 100% effluent concentration.

Chlorophyll a content in untreated seedling (control) of *Glycine max* L. was 5.06 mg/gm while the Chlorophyll a of seedlings treated with 20% and 40% dilution were increased 5.11 and 5.08 mg/gm in comparison to control. At high concentration of treatment levels 60%, 80% and 100% the Chlorophyll a were decreased 4.86, 3.87 and 2.42 mg/gm respectively. The maximum reduction was found 52.1% at 100% effluent concentration. Chlorophyll b content in untreated seedling (control) of *Glycine max* L. was 5.02 mg/gm while the Chlorophyll b of seedlings treated with 20% and 40% dilution were increased 5.07 and 5.05 mg/gm in comparison to control. At high concentration of treatment levels 60%, 80% and 100% the Chlorophyll b were decreased 3.71, 2.69 and 1.80 mg/gm respectively. The maximum reduction was found 64.1% at 100% effluent concentration.

Present study result revealed that effluent of dying industries inhibit seed germination and seedling growth. It may be due to the presence of toxic elements and metal ions in the corresponding industrial effluents (Rohit et al. 2013). The higher pH, BOD, COD and other higher organic loads that cause adverse effect on germination (Panday et al. 2004 and Saddaqt et al. 2006). This could be related to the fact that some of the nutrients present in the effluent are essential but in higher concentration they become hazardous and toxic to the soybean plant (Ravi et al. 2014). The exposure of lower concentration of effluent to the seedling shows growth promotion, over all development of the seedling and chlorophyll content. Reduction in seed germination percentage at higher concentration of effluent may be due to the higher amount of solids presents in the effluent, which causes in the osmotic relationship of the seed and water. Present study supported with the views of Sundaramoorthy et al. (2000) who investigated that the percentage of seed germination and seedling growth was maximum at 10% diluted effluent than the control while undiluted effluent showed inhibitory effects. Hussain et al. (2013) also reported that diluted effluent (25%) increase the growth parameters and pigments in the Maize seedlings. Kathirvel (2012) also supported present study who investigated that at 20% concentration of effluent, the plant showed maximum seed germination, root and shoot length than the control and the maximum chlorophyll content were also reported at 20% effluent concentration which could be due to the best growth of seedling at this concentration. Present study is also supported by Mayuri et al. (2015) who reported that the best germination and seedling growth was observed in 25% concentration with growth promoting effect and significantly better than control. Beyond 25% effluent germination percentage and seedling growth decreased gradually. Divyapriyas et al.

(2014) also concluded that germination percentage and other biochemical contents were high at 30% effluent dilution in comparable with control but beyond 30% dilution all parameters were decreased and at 100% effluent treatment the seed germination was completely inhibited in *Cicer arietum*.

Table1
Showing effect of different dilution percentage of dying and printing effluent on germination percentage, vigour index, root length, shoot length, fresh and dry weight, chlorophyll a and b content in *Glycine max L*.

S.NO	Treatment	Seed Germination %	Virgour Index	Seed growth (14 days)		Weight		Chlorophyll Content	
				Shoot length(cm) Avg	Root length(cm) Avg	Fresh Weight (gm)	Dry Weight (gm)	Chlorophyll a (mg/gm)	Chlorophyll b (mg/gm)
1	Control	93	1590	12.9	4	3.09	1.99	5.06	5.02
2	20%	96	1688 (5.9%)	12.6 (1.5%)	4.6 (4.3%)	3.6 (4.8%)	1.96 (9.0%)	5.11(0.94%)	5.07(0.94%)
3	40%	70	1205 (24.6%)	12.5	4.6 (2.6%)	3.15 (1.0%)	1.65 (1.2%)	5.95(0.35%)	5.05(0.44%)
4	60%	56	854.2(44.7%)	11 (5.0%)	3.6(24.3%)	2.60(3.4%)	1.93(1.5%)	4.58(3.43%)	3.71(26.07%)
5	80%	40	436 (72.5%)	8.4 (28%)	2.1(53.0%)	2.65(20.4%)	1.95(32.4%)	4.32(22.5%)	2.96(45.3%)
6	100%	33	245.5(90.0%)	5.11 (4.9%)	1.6(50.5%)	2.25(30.2%)	1.58(40.3%)	4.65(51.2%)	1.98(62.2%)

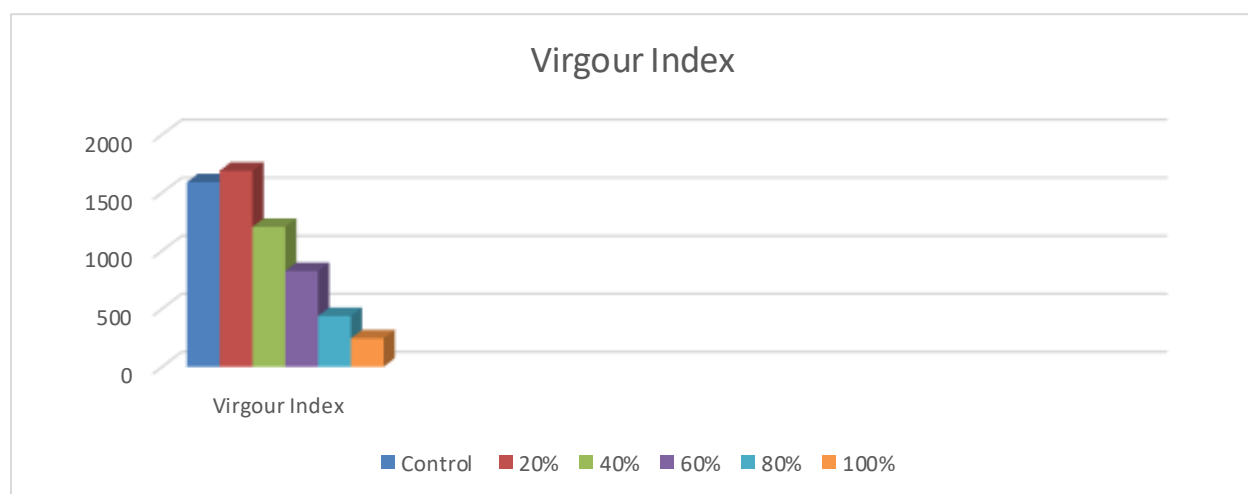


Fig 1 Virgour Index

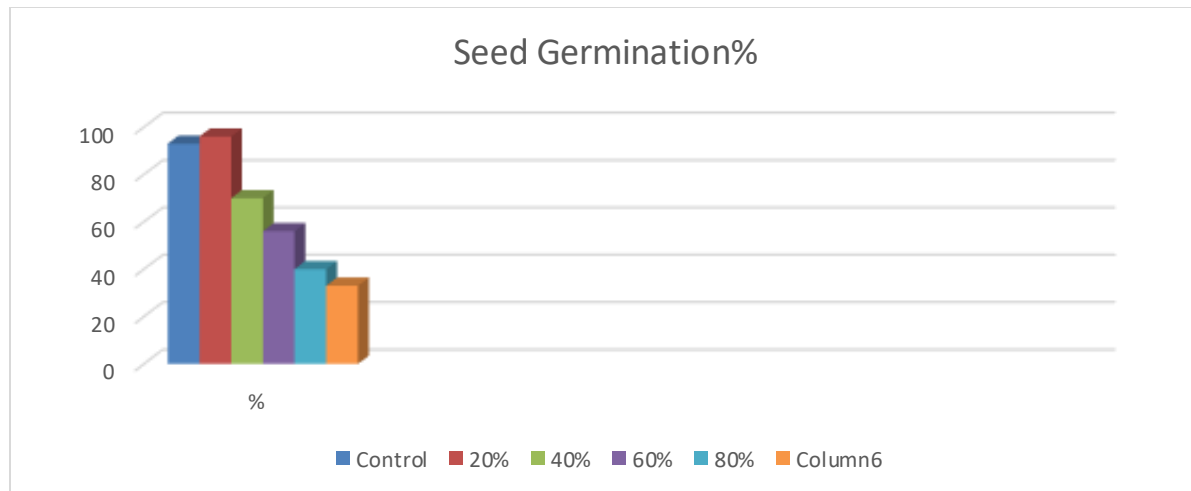


Fig 2 Seed Germination%

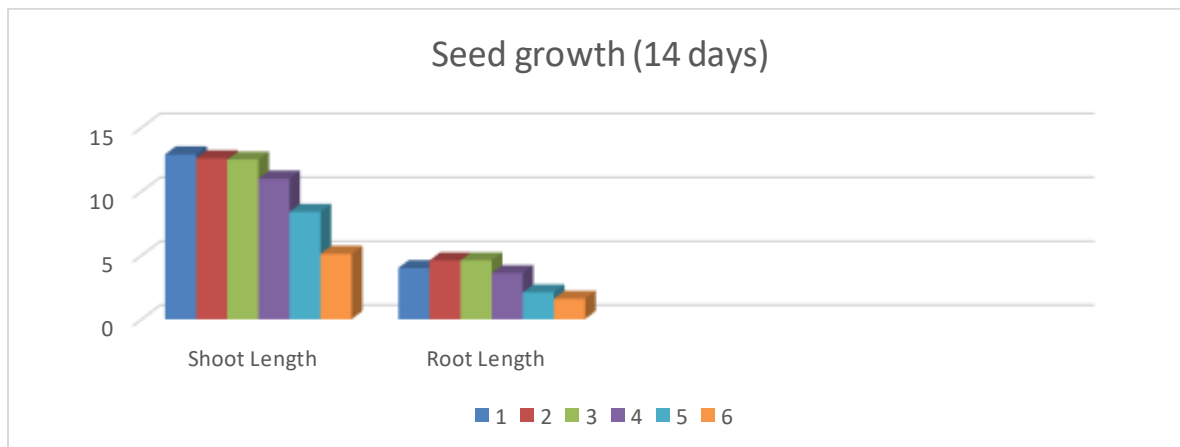


Fig 3 Seed Growth

CONCLUSION

The present study concluded that the dying effluent waste significantly influence growth parameters of soybean (*Glycine max*) has been carried out at different concentration (20, 40, 60, 80 and 100%). Seed germination percentage of *Glycine max* was not significantly affected at 20% treatment level compared to the others. Seeding growth (Shoot and Root lengths) and Chlorophyll content (Chlorophyll a and b) have found to increase at 20% and 40% of treatment level. The root length was found increased with 4.4% and 2.2% of shoot length with an increase of 1.5% and no change in the level 20% and 40% respectively. Due to increase of effluent at 60% treatment level and above a gradual decline of seedling growth was observed and noted. At 100% treatment level root length and shoot length were decrease 57.7% and 58.7% respectively in comparison to control.

Chlorophyll content was also adversely affected due to higher concentration of dyeing effluent. The present study revealed that *Glycine max* L. (soybean) is susceptible to dyeing industrial effluent.

The collected effluent sample contains anion which can be beneficial for plant growth but its excessive level could be toxic, retard the growth of the plants. Reduction in seed germination percentage at higher concentration of effluent may be due to the higher amount of solids present in the effluent, which causes changes in the osmotic relationship of the seed and water. The results suggested that dye industrial effluent (20%) could be used for irrigation of soybean crops.

REFERENCES

1. Abdul Baki A.A. and Anderson, J.D. Vigour determination of soybean seeds by multiply criteria. *Crop sci.*, 1973. Vol. 13: 630-633.
2. Arnon, D.I., 1949. Copper enzymes in isolated chloroplasts. Polyphenoloxidase in *Beta vulgaris*. *Plant Physiol.* Vol.24: 1-15.
3. Correia V. M, T. Stephenson, SJ Judd, 1994. Characterization of textile wastewater- a review. *Environmental Technology.* Vol.15: 917-929.
4. Hussain I., M. Iqbal, M. Nawaz, R. Rasheed, A. Perveen, S. Mahmood, A. Yasmeen and A. Wahid, 2013. Effect of sugar mill effluent on growth and Antioxidative Potential of Maize Seedling. *International Journal of Agriculture & Biology.* Vol.15(6): 1227-1235.
5. Rehman S., Harris P.J.C. and Bourne W.P., 1998. Effect of pre sowing treatment with calcium salts. *Acacia seeds, J. Plant nutrition,* Vol. 21: 277-285.
6. Kathirval P., 2011. The effect of dye effluent on growth, yield and biochemical attributes of Bengal Gram (*Cicer arietinum* L.). *International Journal of Applied Biology and Pharmaceutical Technology.* Vol.3(1): 146-150
7. Singh K.P. et al., 2004. Impact assessment of treated/untreated wastewater toxicants discharged by sewage treatment plants on health, agricultural, and environmental quality in the wastewater disposal area. *Chemosphere.* Vol.55: 227-255.
8. Sundaramoorthy P., S. Saravanam, A. Subraman and A.S. Laashmanachary, 2000. Toxicity effect of fertilizer factory effluent on seed germination and seedling growth of some agriculture crops. *Poll. Res.* Vol.19(4): 529-533.